



District Report Card: 2017


State: Bihar	District: Nawada
Class: 3	Subject: Language
Schools: 61	Students: 1179


Participation/Coverage


Students

<div>GENDER</div> <div></div>	Boys		Girls	
	Number	%	Number	%
	557	47.24	622	52.76

<div>AREA</div> <div></div>	Rural		Urban	
	Number	%	Number	%
	1119	94.91	60	5.09

<div>CATEGORY</div> <div></div>	SC		ST		OBC		GEN	
	Number	%	Number	%	Number	%	Number	%
	408	34.61	10	0.85	639	54.20	122	10.35

<div>CWSN</div> <div></div>	LD	VI	HI	S&LD	ID	Oth
	0	0	2	2	2	0

<div>Management</div> <div></div>	Government		Government-aided	
	Number	%	Number	%
	1179	100.00	0	0.00

Average Performance of Students in Language (%)

Overall	Gender		Area		Management		Social Group			
	Male	Female	Rural	Urban	Govt.	Aided	SC	ST	OBC	GEN
72.50	73.08	71.97	72.05	80.78	72.50	0.00	71.96	84.00	72.23	74.75

Performance on Learning Outcomes (LOs)

Learning Outcomes	Description	Average Performance(%)
L304	Reads small texts with comprehension i.e., identifies main ideas, details, sequence and draws conclusions	73.55
L312	Reads printed scripts on the classroom walls: poems, posters, charts etc.	70.38

Range of Performance of Students who Answered Correctly							
Below 30%		30% - 50%		50% - 75%		Above 75%	
Number	%	Number	%	Number	%	Number	%
59	5.00	125	10.60	385	32.65	610	51.74

Lowest Performing Learning Outcomes (LOs)

1 - Reads printed scripts on the classroom walls: poems, posters, charts etc. (70.38)

2 - Reads small texts with comprehension i.e., identifies main ideas, details, sequence and draws conclusions (73.55)